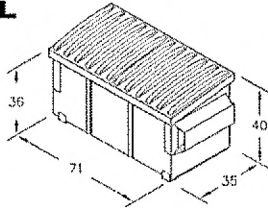
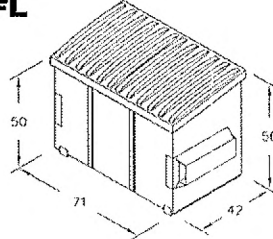


# Front Load Container

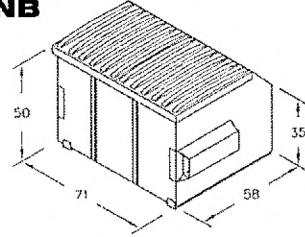
**2FL**



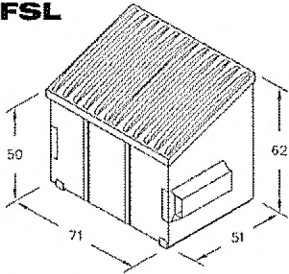
**3FL**



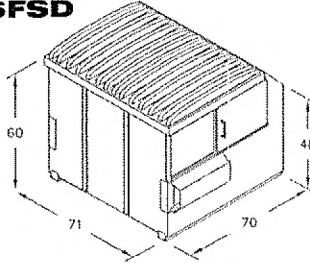
**4FNB**



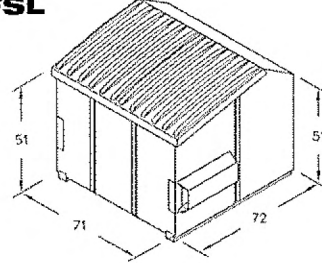
**4FSL**



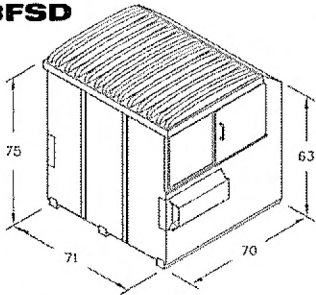
**6FSD**



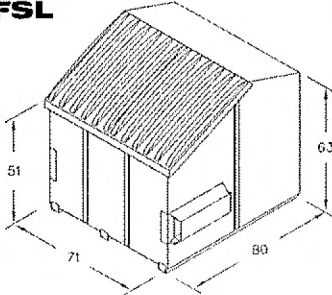
**6FSL**



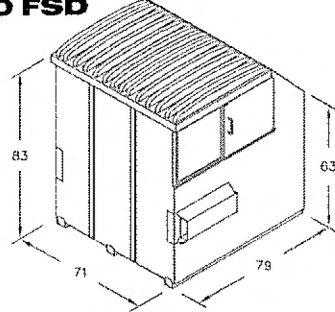
**8FSD**



**8FSL**



**10 FSD**




## Specifications:

- 10 GAUGE FLOOR
- 12 GAUGE SIDES
- 10 GAUGE INTERLOCKING RAILS
- 7 GAUGE CAPPED SKIDS
- 1 INCH THREADED DRAIN HOLE
- PLASTIC LIDS
- WATERTIGHT SEAMS
- RUST PREVENTIVE PAINT
- MEETS ALL FEDERAL SAFETY SPECIFICATIONS
- CASTERS AND PADS AVAILABLE ON 2-4 YARD

## SHIP WEIGHT (LBS)

2 YARD	486
3 YARD	669
4 YARD NOTCH BACK	764
4 YARD SLANT	762
6 YARD SIDE DOOR	960
6 YARD SLANT	953
8 YARD SIDE DOOR	1125
8 YARD SLANT	1133
10 YARD SIDE DOOR	1280

# ROLL-OFF OPEN TOP CONTAINER DIMENSIONS



15-yard holds approximately 4 level pickup truckbeds of material  
(L = 16' 9" W = 8' H = 4' 4")

Examples:  
2-Car Garage  
Cleanout, small kitchen or bath  
remodel, basement cleanout, 10x20 deck removal, small roof



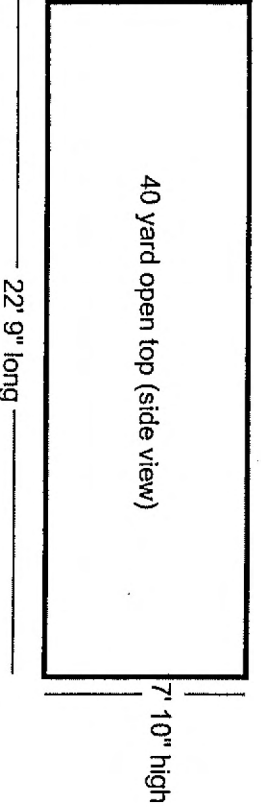
20-yard holds approximately 5 level pickup truckbeds of material  
(L = 22' 9" W = 8' H = 4' 4")

Examples:  
full basement renovation, window replacement for house, small shed demo, siding from small house, 15x20 deck, whole house carpet removal



30-yard holds approximately 7 to 8 level pickup truckbeds of material  
(L = 22' 9" W = 8' H = 6")

Examples:  
new construction, whole house renovation, commercial cleanout, large shed or small garage demo, siding from large house, extra large deck removal, etc etc etc



40-yard holds approximately 9 to 10 level pickup truckbeds of material  
(L = 22' 9" W = 8' H = 7' 10")

All of these containers are 8' wide

**\*\* Back doors swing open on all open-top containers, for easy loading \*\***